

Missouri Theatre

203 South 9th Street
Columbia, MO 65211

Technical Information Package

University Concert Series
Concertseries.org

Missouri Theatre
University of Missouri

Table of Contents

General Information	3
Technical Staff	3
Shipping and Mailing Address	3
Local Amenities	3
ADA Accessibility	3
Emergency Information	3
Travel Directions/Parking	3
Management.....	4
Production Office	4
Crew.....	4
Policies.....	4
Load in Area.....	4
Carpentry.....	5
Seating.....	5
Stage Dimensions.....	5
Stage Floor	5
House Soft Goods	5
Line Set Data	6
Lighting	7
Fixture Inventory	7
Projection Equipment.....	7
Sound.....	8
Equipment Inventory	8
Props	9
Wardrobe.....	9
Dressing Rooms:	9
Appendices.....	10
Appendix A: Line Set Schedule	11
Appendix B: Lighting and Dimmer Layout.....	12
Appendix C: Audio Wiring Diagram	13
Appendix D: Seating Chart	14
Appendix E: Auditorium Photos.....	15
Appendix F: Driving Directions, Maps.....	17

Missouri Theatre
University of Missouri

General Information

Staff

Manager

Robert Wells
573.882.3477
wellsjr@missouri.edu

FOH Coordinator

Josh Reid
573.882.3061
reidjs@missouri.edu

Technical Director

Chris Cullen
573.882.3509
CullenC@missouri.edu

Asst Technical Director

Eddy Bickford
573.882.2140
BickfordE@missouri.edu

Asst Technical Director

Evan Gentzler
573.884.7407
GentzlerE@missouri.edu

Shipping and Mailing Address

Missouri Theatre
University of Missouri
203 South 9th Street
Columbia, MO 65211

ADA Accessibility

The Missouri Theatre is wheelchair accessible through the main entrance. The balcony and patio are accessible by elevator from the Grand Foyer. Handicap seating is available at the front and rear of the theatre and in the balcony.

Wheelchair access to the stage is through the Stage Doors USR. There is one ADA accessible dressing room with lavatory located backstage right.

For additional information please see campus accessibility map located at <http://accessibilitymap.missouri.edu/>.

Emergency Information

For fire and other emergency situations call **911**.

University Police
Non-emergency line: 573.882.7201
901 Virginia Ave, Columbia, MO 65211

University Hospital Emergency Room
Open 24 Hours
Phone: 573.882.1662
1 Hospital Drive, Columbia, MO 65211

Boone Hospital Emergency Room
Open 24 Hours
Phone: 573.815.8000
1600 E Broadway, Columbia, MO 65201

Travel Directions/Parking

Please see Appendix F or our website. Contact us for up to date information. Columbia, MO is in the Central Time Zone.

Management

Production Office

There is not a dedicated production office. ADA dressing room has a phone and data ports and may be utilized as a production office. Password protected Wi-Fi also available.

Crew

The Missouri Theatre is a non-union hall. We have a well-trained house crew that is a mix of students and professionals. There is a 2 hour minimum call for cancelation otherwise you will be charged the full amount.

Policies

Typically the house opens 30 minutes prior to curtain. Normal curtain time is 7:00 pm. The building is a non-smoking building. Columbia, MO under Section 11-290 of Article IX has a smoking ordinance in public places. This includes not smoking within 20 feet of an entrance to any structure in which smoking is prohibited or limited by this article. For more information on this ordinance please refer to <https://www.gocolumbiamo.com/Documents/article-ix-smoking.pdf>.

Load in Area

The stage door is glass double doors 7' (2.1m) x 5'2" (1.6) in the alley on the south side of building. Stage door accesses a large hallway backstage right. Alley is 13' (4m) wide at the street and is parallel to the back of the building. Load in door is 8' (2.43m) elevated 16" (0.4m) above alley. Please note there is no loading dock. Doors open directly into stage left. Please see Appendix E and F for more information.

Missouri Theatre
University of Missouri

Carpentry

Seating

1,200 seat (722 main floor, 428 balcony) Proscenium Theater. See Appendix D for seating chart.

Stage Dimensions

Proscenium opening:	35'8" wide x 23'1" high (10.8m x 7m) Permanent nonmoving teaser at 21'6" (6.5m)
Upstage wall to plaster (on center):	30' (9.1m)
Plaster to downstage lip (on center):	2'6" (0.8m)
Tension Grid Height:	45' (13.7m)
Grid Steel:	50'4" (15.4m)
Stage to House floor (vertical):	3'7" (1.1m)
Orchestra Pit Depth (from house floor):	16 ½" (0.4m)
Stage right wing space (approx.):	18' (5.5m)
Stage left wing space (approx.):	11' (3.3m)
Stage Door:	6'9" x 5'2" (2m x 1.6m)
Overhead loading door:	8' x 8' (2.4m x 2.4m) opens onto stage left
Loading door height above ground:	16" (0.4m)

Wenger Versalite stage extension may bring the orchestra pit to stage level creating 4' (1.2m) or 10'6" (3.2m) additional space downstage.

Stage Floor

Stage floor is natural sprung wood painted black.
Orchestra pit is 16 ½" (0.4m) below the house floor, approximately 36' x 10'6" (11m x 3.2m).
Wenger Versalite platforms allow the pit to be raised to stage or house level. Standard configuration is partially at stage level and partially at house floor level.
Pre-drilling required for lag screw attachment to stage floor.

House Soft Goods

Grand curtain: Red with gold trim and matching valance. Curtain travels on guillotines.
Full Stage: 2 full stage black travelers with panels 23' x 22' (7m x 6.7m) with fullness sewn in.
Legs: 5 sets of black legs, 22' x 8' (6.7m x 2.4m)
Borders: 4 black borders 45' x 10' (13.7m x 3m)
Side Tabs: 12 panels 22' x 4' (6.7m x 1.2m) hanging; 6 stage left and 6 stage right
Cyc: white leno-filled scrim 21'6" x 43' (5.6m x 13.1m)
Screens: Rigid film screen 16'8" x 37'8" (5.1m x 11.5m), fast-fold screen 14' x 10'6" (4.3m x 3.2m)

Missouri Theatre
University of Missouri

Line Set Data

Please see Appendix A for house line set schedule.

Grid Steel Height:	50' 4" (15.4m)
Tension Grid:	45' (13.7m)
Working Height of Battens, High/Low:	42' 5" (12.8m) / 4' 9" (1.4m)
Battens:	(23) 44' x 1 1/2" Schedule 40
Type:	Double purchase counterweight
Arbor Capacity:	2,600
Available Weight:	14,000lb
Lock Rail and Loading Gallery:	Lock rail is 15' (4.6m) above stage right. Loading gallery is near grid level stage right. Access is by straight ladders located upstage right.
Ladders:	JLG 25' (7.62m), 8' (2.4m), 14' (4.3m) ladders.
Notes:	Main curtain and large screen may not be moved from their positions. 2 raceway electrics Rigging points unavailable downstage of plaster line. Rigging points available onstage. Technical Director must approve final locations.

Missouri Theatre
University of Missouri

Lighting

- Power:** Stage right: 400A 208VAC 3P 4W (with cams)
Stage left: 200A 208VAC 3P 4W (with cams) [Sound power]
- Dimmers:** ETC Sensor dimmers installed 2008
192 2.4 kW dimmers
Dimmer per circuit system with soft patch at console, see Appendix B for circuit layout.
Stage pin connectors
- Control Board:** ETC ION console located in control pit, center house or projection booth
DMX (2 Universes) runs to SL, SR, and all onstage electrics
DMX tie-in located stage right
- House Lights:** House lights may be controlled from console or independently via ETC Unison control.
- Front of House Positions:**
FOH position throw 100' at 20 degrees
Box Booms House Left and Right
- Over stage positions:**
2 fixed 24-circuit raceway electrics on line 2 and 19
9 5-circuit drop boxes for electrics
2 roving booms

Fixture Inventory

S4 Ellipsoidal Fixture Inventory = 69 total units

S4 Ellipsoidal Barrel Inventory:

- | | |
|----|-----------|
| 10 | 5 degree |
| 10 | 10 degree |
| 8 | 14 degree |
| 20 | 19 degree |
| 12 | 26 degree |
| 16 | 36 degree |
| 6 | 50 degree |
| 2 | 90 degree |
- 20 ETC 575W Source 4 PARs
WFL, MFL, NSP & VNSP lenses available for all.
- 18 1000W PAR 64 cans
4 High end system studio colors
5 Colortran 6 cell 3 circuit cyc strips
2 Lycian SuperArc 400 long throw followspots
- Adequate cable and 2-fers
Work lights are 4 500w scoops
- 14 Phillips Showline LED PAR 150 Zoom
- 12 Phillips Selecon PLCYC LED Luminaire

Projection Equipment

- 1 NEC NC2000C D-Cinema projector
1 CP-750 D-Cinema Audio Processor
1 Panasonic DMP0BD30 Blu-ray player
1 rigid film screen 16'8" x 37'8" (5.1m x 11.5m)
1 fast fold screen 14' x 10'6" (4.3m x 3.2m) 7

Missouri Theatre
University of Missouri

Sound

Power: 200A 208VAC 3p 4W (with cams) located upstage left

Wiring: Please see Appendix C

Control Locations: House mix position is center of house in recessed pit 45' from stage

Hearing assist system: Listen 2 VHF FM, 8 units available.

Monitor/Paging: Dressing room program and paging feed available.

Production Communications: Clear Com 2 channel system with stations at Sound, Lights, Spots, stage left/right, and back of house.

Equipment Inventory

Mixing Console: Yamaha M7CL-48

Monitor Console: Allen & Heath GL2800M

Fixed Speakers: Center cluster (11) Meyer M'elodie cabinets
Under balcony (6) EV FRI 2082

Portable Speakers: (2) rolling side stacks, each with (5) Meyer M'elodie cabinets and (1) Meyer 600HP sub; (3) Electro-Voice ELX 115, (6) Electro-Voice ELX 112

Signal Processors: Meyer Galileo 408

Microphones available:

Wired: (12) Sennheiser e835
(3) Sennheiser e604
(1) Sennheiser e609
(2) Sennheiser e609B
(1) Sennheiser MD441 U
(6) Shure SM81
(3) Shure Beta 57
(2) Shure Beta 52
(2) Shure Beta 87A
(3) Shure KSM 44 SL
(1) Neumann TLM 103
(1) AKG D112
(6) Audio-Technica U853R

Wireless: (4) Shure UR4D w/ Beta 87C handheld
(4) Shure UR4D w/ WL 183 lavalier
(8) Shure UR4D w/ E6 earsets

Playback: (1) Tascam DV-RA 1000HD Recorder

(1) Tascam CD-RW901 SL CD

Other: Adequate XLR cable

Local RF Usage:

In house Shure UR4D Wireless microphones use between 518-578 MHz

Wireless Clear Com units' use: 471.125, 483.400

802.11 Wi-Fi equipment is in use in the auditorium. Telephones and other equipment operating around 2.4GHz should not be used.

All your equipment should avoid RF usage near TV channel 8 (108-186MHz). Avoid TV channel 13 (210-216MHz) if possible.

All 802.11 equipment must operate on channel 1 only. Other channels are in use.

Missouri Theatre
University of Missouri

Props

Orchestra Pit: Orchestra Pit is 16 ½" (5m) below the house floor, approximately 36' x 10'6" (10.9m x 3.2m). Wenger Versalite platforms allow the pit to be raised to stage or house level. Standard configuration is partially at stage level and partially at house floor level.

Music: **Chairs:** 62 padded black orchestra chairs, 7 cello chairs, 3 stools

Music stands: 44 black non-folding stands

Stand lights: 60 orchestra stand lights

Conductor podium: Wenger 2 step conductor podium

Piano: Yamaha CF III 9' Grand Piano

Acoustic Shell: (15) sections Wenger Lagacy Classic Acoustic Shell

Platforms: (5) Wenger Versalite with legs for 8" (0.2m) and 16" (0.4m)

Lecterns: (1) fixed height wood lectern

Folding tables: Seven 2'6" x 8' (0.8m x 2.4m) tables, two 2'6" x 6' (0.8m x 1.8m) tables, two 2'6" x 4' (0.8m x 1.2m).

Wardrobe

Dressing Rooms:

1 ADA accessible dressing room with private lavatory located close to stage right.

2 small dressing rooms with private lavatories located close to stage left.

3 small dressing rooms without private lavatories located close to stage left.

2 chorus dressing rooms with bathrooms, mirrors, costume racks & lights, capacity of 10-15 each, located below stage.

Green room/common area located below stage.

Notes: No freight access to dressing rooms.

Appendices

- A. Line Set Schedule
- B. Lighting and Dimmer Layout
- C. Audio Wiring Diagram
- D. Seating Chart
- E. Auditorium Photos
- F. Driving Directions, Maps
- G. Local Amenities
 - a. General, Parts, and Lumber
 - b. Hospitals
 - c. Hotels
 - d. Laundry and Dry Cleaning
 - e. Malls
 - f. Music Supply and Rental
 - g. Nightlife
 - h. Pharmacies
 - i. Printing Services
 - j. Restaurants
 - k. Transportation

Missouri Theatre
University of Missouri

Appendix A: Line Set Schedule

Arbors on 8" centers

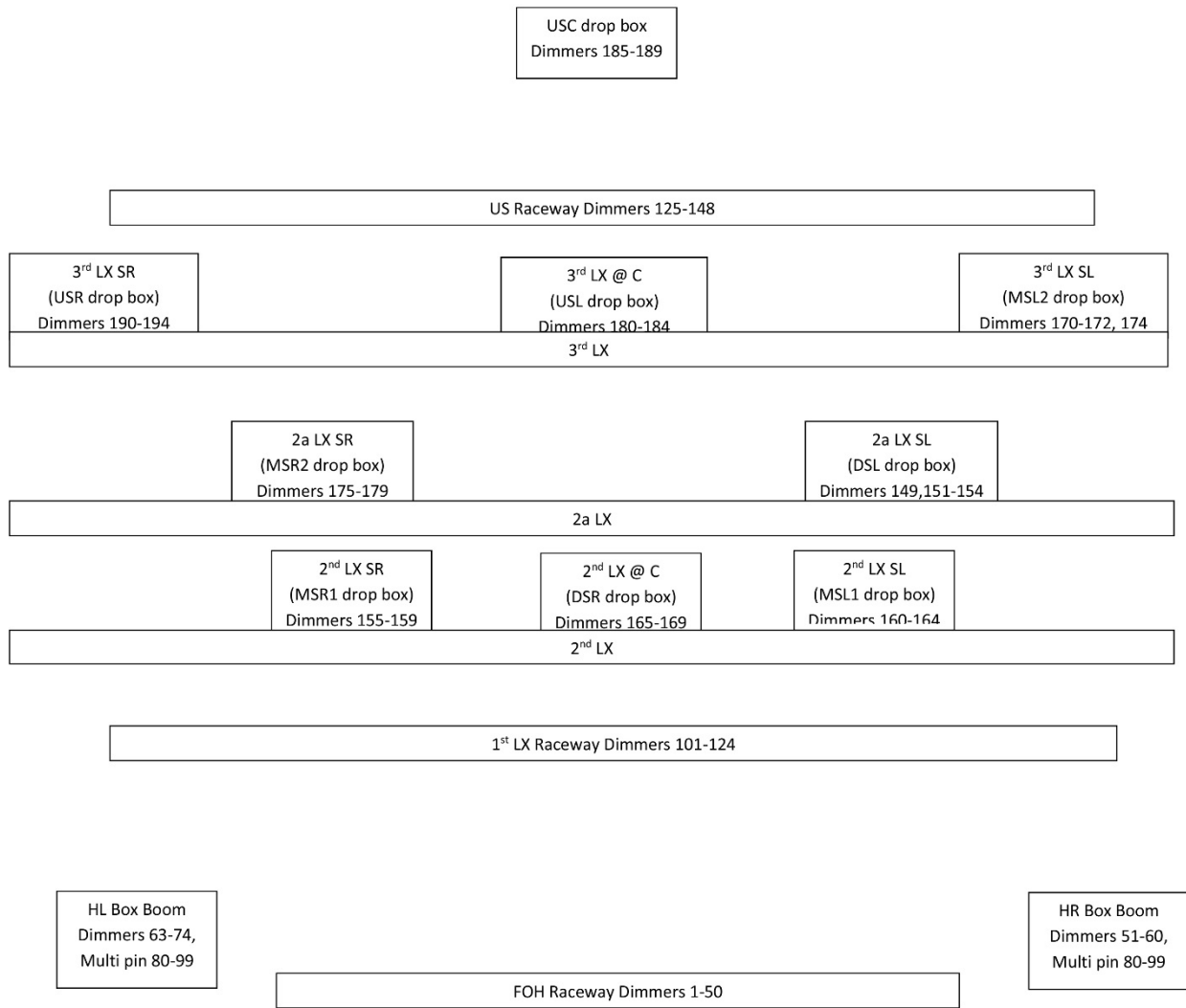
Grid Steel 50'4"
Tension Grid 45'1"
High Trim 42'6" Low Trim 4'9"

Line #	Distance from Plaster Line	Purpose	Weight
1	1'8"	Grand Curtain	
2	3'	1 st Electric (raceway)	
SC	4'4"	Movie Screen	
3	5'	DS Ceiling Shell	
4	5'9"	Border #1	
5	7'		
6	8'4"	Small Screen	
7	9'8"	Border #2	
8	10'4"	MS Ceiling Shell	
9	11'	Mid Stage Traveler	
10	11'8"		
11	13'	2 nd Electric	
12	14'4"		
13	15'	Border #3	
14	16'4"	US Ceiling Shell	
15	17'1"		
16	17'8"	3 rd Electric	
17	19'8"	Border #4	
18	20'4"	LED Cyc Electric	
19	23'2"	4 th Electric (raceway)	
20	24'4"		
21	25'	Up Stage Traveler	
22	25'8"		
23	26'4"	Cyc	
24	--	SR Side Tab	
25	----	SL Side Tab	

All Pipes Double Purchase
Maximum Batten Load 1300lbs

Missouri Theatre
University of Missouri

Appendix B: Lighting and Dimmer Layout

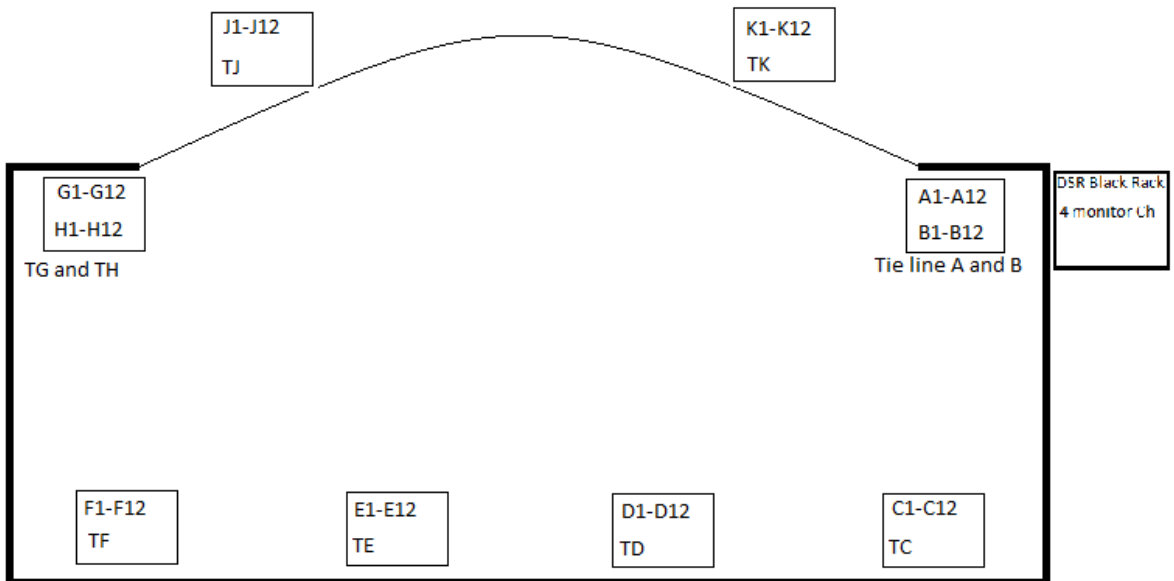


Missouri Theatre
University of Missouri

Appendix C: Audio Wiring Diagram

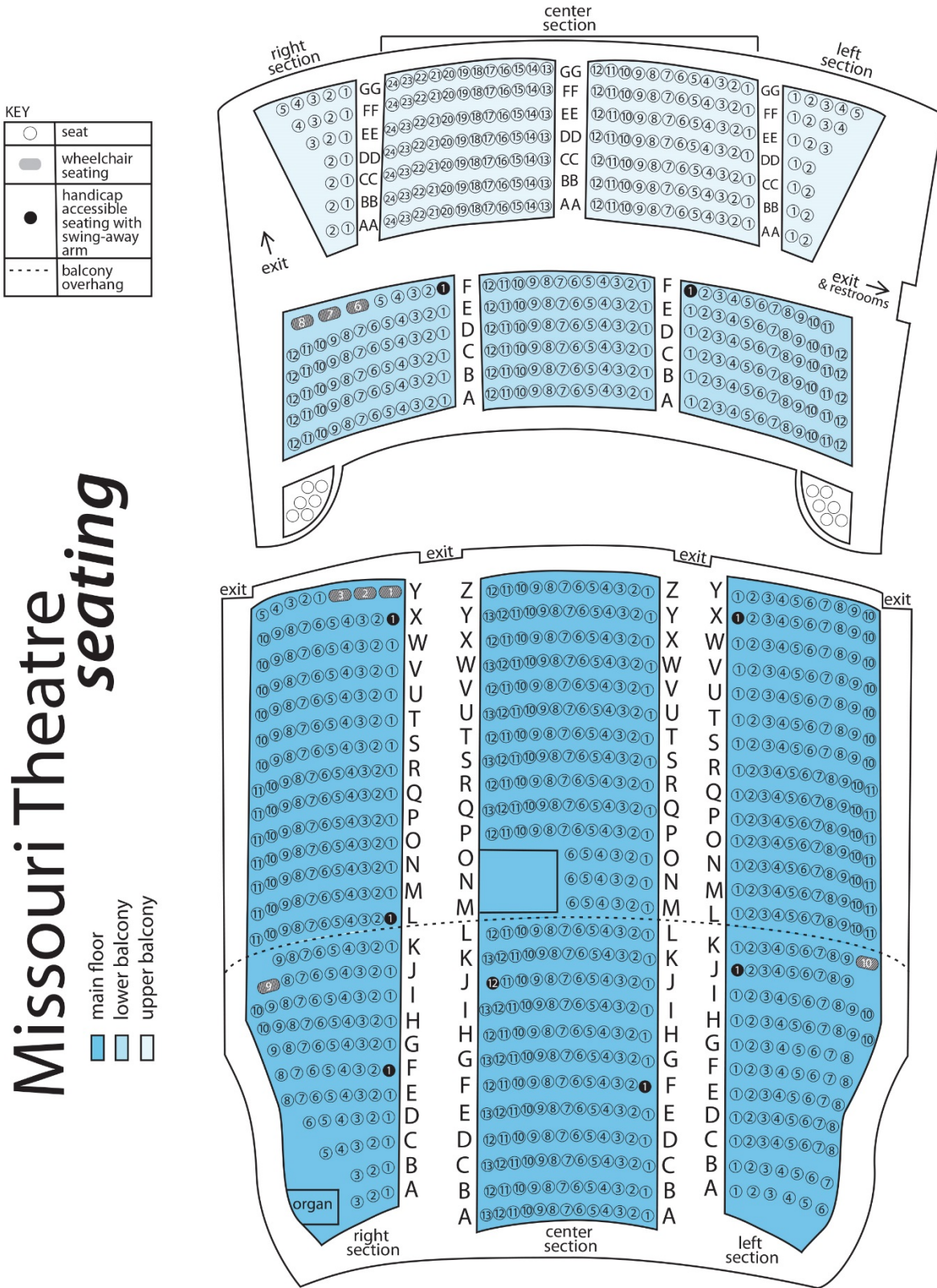
House Mixing Position (Main Floor)

- 120 lines from stage (A1-12 through K1-12)
- 10 return lines to stage (TA through TK)
- 4 lines to processor
- 2 dry lines to projection booth
- 2 com channels
- Com inputs at each box on stage (A-K)



Missouri Theatre
University of Missouri

Appendix D: Seating Chart



Missouri Theatre
University of Missouri

Appendix E: Auditorium Photos



View of the house from the stage.



View of the stage from the back of the main floor.

Missouri Theatre
University of Missouri



View of the Theatre loading area from Ninth street.



View of the main entrance from Ninth street.

Missouri Theatre University of Missouri

Appendix F: Driving Directions, Maps

Missouri Theatre
203 South 9th Street
Columbia, MO 65211

Directions to Missouri Theatre

Driving West or East on I-70
Exit Providence Rd (163) South (Exit 126). – Go 1.2 miles
Left (East) on Broadway
Right (South) on 9th St
The theatre is 2 blocks south of Broadway on the right (West) side of the street.
Main Entrance faces 9th St
Stage Door/loading area is located in the alley on the south side of the building.

Missouri Theatre does not have a designated lot or garage for parking. The closest University garage is Hitt Street Garage, located at the corner of Hitt St. and Elm St. Parking in Hitt Street Garage is free after 6pm on Weekdays, and free all day on weekends. Street parking is available around Missouri Theatre with meters running from 9am – 7pm, Monday-Saturday. A 15-minute loading zone is located in front of the Theatre on 9th St, and is available for brief patron drop-off/pick-up.

[Link to Google Maps](#)

